

LFR-10-3A

流量控制阀，压力补偿型 (节流孔可调节)

说明 DESCRIPTION

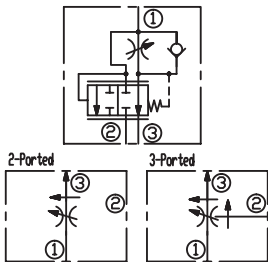
A cartridge-style adjustable pressure-compensated flow control valve

压力补偿型，插装可调式流量阀

工作 OPERATION

The valve maintains a constant flow rate from ③ regardless of load pressure changes in the system downstream of ③, or in the bypass leg at ②. Reverse flow (③ to ①) bypasses the control orifice. Bypass port ② may be fully pressurized. The regulated flow increases from closed to fully open, with counter-clockwise rotation of the knob. 不管③口负载压力或旁路②口负载压力如何变化，从③口流出的流量维持不变。反向流液(③流向①)不经过控制节流孔。旁路②口可作为工作口。逆时针转动手柄，调节流量从闭合到完全打开时逐渐增加。

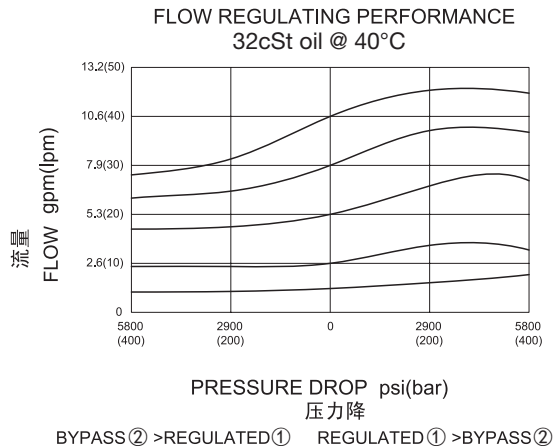
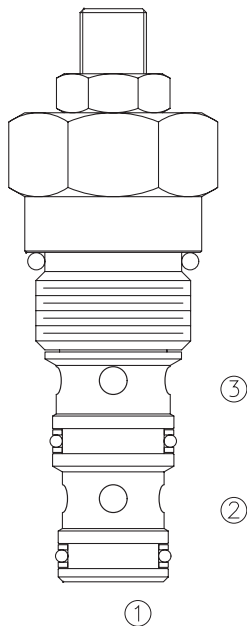
SYMBOL



技术参数 SPECIFICATIONS

工作压力(Operating Pressure):	420 bar
流量(Flow):	See PRESSURE DROP VS.FLOW graph.
流量设定(Flow Setting):	[3油口使用]3-ported regulated flow: 2-45 lpm [2油口使用]2-ported regulated flow: 2-40 lpm 1-ported inlet flow: 10-90 lpm
温度(Temperature):	-40°F to +250°F(-40°C to +120°C)
过滤(Filtration):	See page (参见) N-1
油液(Fluids):	Mineral-based fluids with viscosities of 7.4 to 420 cSt.(矿物油粘度)
插孔(Cavity):	10-3, See page M-2
阀块材料(Body Material):	Steel & Ductile iron rated to 350bar 钢和球铁允许使用最大压力350Bar

压力 - 流量曲线 PRESSURE DROP VS.FLOW



③口油液切断，则②口也无油液

订货代号 TO ORDER

LFR - 10 - 3A - * - * *

1
2
3
4
5

- | | | |
|---|--|---|
| <p>1 功能
LFR= 压力补偿可调型，插装式流量阀
Adjustable Pressure-compensated
Flow Control Valve</p> | <p>4 调节 Adjustment
K= 调节手轮 Plastic Knob
空白 Blank= 内六角调节杆
(Omit for 5' Hex Allen head)</p> | <p>5 阀块油口 Body Porting
空白 Blank= 不带阀块 None
6T=SAE6
8T=SAE8
2G=G 1/4
3G=G 3/8</p> |
| <p>2 规格 Size
10=10 规格</p> | | <p>※ 阀块详见章节 K-5
其它螺纹油口也是可选择的
Other Porting is Available</p> |
| <p>3 流量设定 Flow Setting
3A=Adjustable Orifice 节流孔可调</p> | | |

F

安装尺寸 INSTALLATION DIMENSIONS

Unit=Millimeters

