

LSV2-08-4 CO

二位四通电磁阀 滑阀型

说明 DESCRIPTION

A solenoid operated, 4-way, 2-position, spool-type cartridge valve.

二位，四通，滑阀式电磁阀

工作 OPERATION

When de-energized, the valve allows flow from ③ to ② or from ② to ③ and from ④ to ① or from ① to ④. When energized, the cartridge's spool shifts to allow flow from ③ to ④ or from ④ to ③ and from ② to ① or from ① to ②.

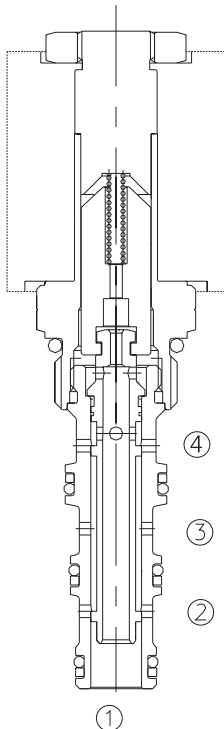
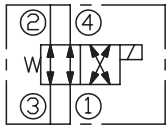
失电时，③和②通，④与①通；得电时，③和④通，②与①通。

手控应急 Operation of Manual Override Option

To override, push button in, twist counterclockwise 180° and release. In this position, valve will remain detented in the shifted condition. To return to normal operation, push button in, twist clockwise 180° and release. Override will be detented in this position.

请按下按钮，再逆时针方向旋转 180°，后松开，③和④通，②与①通；请按下按钮，再顺时针方向旋转 180°，后松开，返回常态。

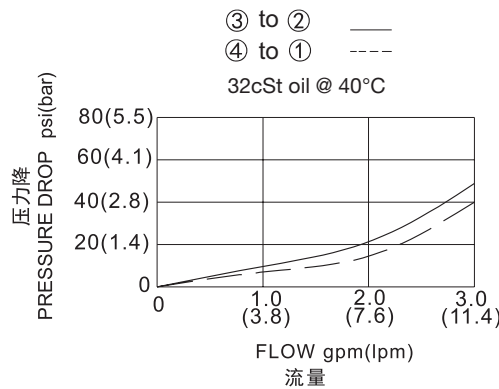
SYMBOL




技术参数 SPECIFICATIONS

工作压力(Operating Pressure):	207bar
流量(Flow):	See PERFORMANCE CHARACTERISTIC graph.
内泄漏(Internal Leakage):	(per land)82cc/min.(毫升/) max. at 207bar
温度(Temperature):	-40°F to +212°F(-40°C to +100°C)
线圈额定负载(Coil Duty Rating):	Continuous from 85% to 115% of nominal voltage(连续工作电压)
过滤(Filtration):	See page (参见) N-1
油液(Fluids):	Mineral-based fluids with viscosities of 7.4 to 420 cSt.(矿物油粘度)
插孔(Cavity):	08-4, See page M-1
阀块材料(Body Material):	6061-T6 aluminum alloy rated to 207bar, Steel & Ductile iron rated to 350bar 6061-T6铝, 允许使用最大压力207bar 钢和球铁允许使用最大压力350bar

压力 - 流量曲线 PRESSURE DROP VS.FLOW





- 1** 功能
LSV2= 电磁阀 Solenoid Valve

- 2** 规格 Size
08=08 规格

- 3** 流道类型 Flow Path
4= 四通

- 4** 模式
CO=Crossover

- 5** 手控应急
空白 Blank= 无手控应急 None
M= 手控应急 Manual Override

- 6** 电压 Voltage
1=12 VDC
2=24 VDC
3=110 VAC
4=220 VAC
5=10 VDC
7=48 VDC
8=24 VAC

- 7** 线圈连接 Coil Connection
D= Double Lead 双线
S= Single Lead 单线
H= Hirschmann 三插
ER= Deutsch Connector(Water-proof Coil)
德意志插座(防水线圈)
E= Single Stud 单接线柱
B= Double Spade 双插

- 8** 阀块油口 Body Porting
空白 Blank= 不带阀块 None
4T=SAE 4
6T=SAE 6
2G=G 1/4
3G=G 3/8

※ 阀块详见章节 K-3
其它螺纹油口也是可选择的
Other Porting Is Available

安装尺寸 INSTALLATION DIMENSIONS

Coil Must Be Installed With Letter Up
安装线圈时，字母必须朝上。

Unit=Millimeters

